

3 tips to choose the right machine for your business

a guide to help you make
the best choice



[MORE RESOURCES ON OUR WEBSITE](#)

1 capacity


what is the scale of the draw?
what is the game style?
what is the number of participants?

- businesses who require low number of ticket combinations would be best to pick a smaller capacity machine for the most cost effective solution.

2 intended use


what is the scale of the draw?
what is the game style?
what is the number of participants?

- will you always require that capacity? or would it be better to future proof your business now?
- single chamber machines can be paired with another single chamber machine loaded with letters a-z (this will provide 26 times the amount of possible combinations).
- the extra chamber of a multi-chamber machine will increase your drawing capacity by 1000%.




3 budget



how much are you willing to invest in a long-term machine?



our machines' prices range from £3,495 to £14,995.





we offer all kinds of drawing solutions: from budget friendly options for businesses who are just starting out, to luxury lottery machines that are guaranteed to bring professionalism and engagement to your draw.




smart gravitas


- **flexible drawing solution** – can load the chamber with the desired number of balls for your draw.
- **perfect for simple lottery games** – such as competitions, raffles and tombolas.
- **good for potential expansion** – if you require higher numbers of potential ticket combinations, this machine works excellently in a pair with our smaller 100 capacity model loaded with letters a–z, allowing for 26 times the amount of combinations (a 500 capacity machine paired with letters a–z allows for $500 \times 26 = 13,000$ possible ticket combinations).
- **cost-effective** – this machine is extremely competitively priced starting at 3,495 for a 100 capacity model. it is the perfect solution for business just starting out or requiring a budget friendly option.



multi-chamber




luxury drawing solution – this machine has an extremely impressive presence and is guaranteed to bring professionalism and engagement to your lottery draw.




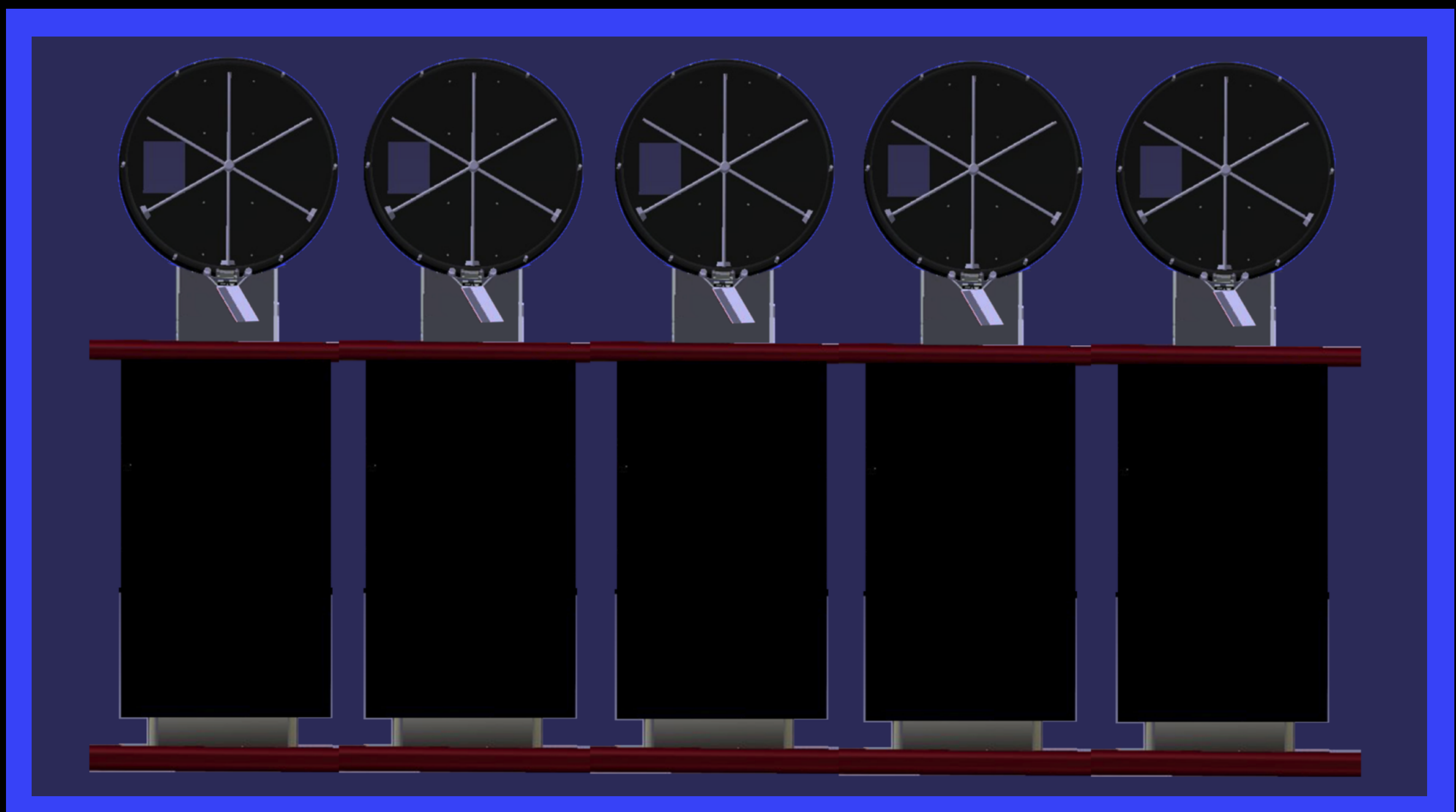
adaptable to multiple game modes – extremely versatile option. each chamber is drawn independently of each other making the machine suitable for a wide range of lotteries.

each chamber is loaded with balls 0–9, meaning you can draw both high volume numbers and also operate a “pick-5” style game. includes a setting to select the number of chambers to be drawn, so unneeded chambers are not unnecessarily operated.



high volume draws – our multi-chamber range of lottery machines are available in 4, 5, 6 chamber models allowing for a potential combinations of 9,999, 99,999, 999,999 that are able to be drawn respectively.

this is a great choice for bigger and more established business that regularly conduct large ticket volume lotteries.



want to place an order?

contact us

INFO@LOTTERYMACHINES.CO.UK

WWW.LOTTERYMACHINES.CO.UK